

MODEL 640-4

REINFORCED BACKER ROD INSERTION TOOL

APPLICATIONS


- Pavement/Floor joints
- Drive-it/Stucco
- Masonry expansion wall joints (Brick,Block,Stone,Granite,Tile,Etc.)

NOTABLE FEATURES

- Main Frame will accomodate a standard threaded broom handle when desired.
- Head of thumb screw can be used to start backer rod and to pinch off backer rod at end of insertion.


ASSEMBLY INSTRUCTIONS

Step 1.




Step 1: Locate main frame.

Step 2.




Step 2: Select desired Insertion wheel size,
Insert shaft into main frame.

Step 3.



Step 3: Insert **Vibration Resistant** thumb screw.

Step 4.



Step 4: Adjust Insertion wheel to desired depth.

Tighten vibration resistant thumb screw until secure contact is made with flat on shaft.